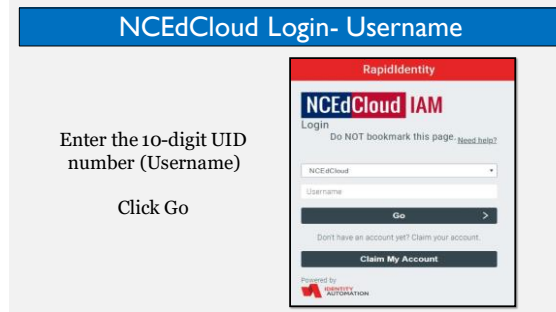


Early Educator Support Office, Access the NC Teacher Evaluation Process Modules-Part One


1. Open Chrome or Firefox and go to my.ncedcloud.org. It is important do this every time you log in.



2. This is what you should see. Type your 10-digit UID and click 'Go'. Type your Password and click 'Go'.

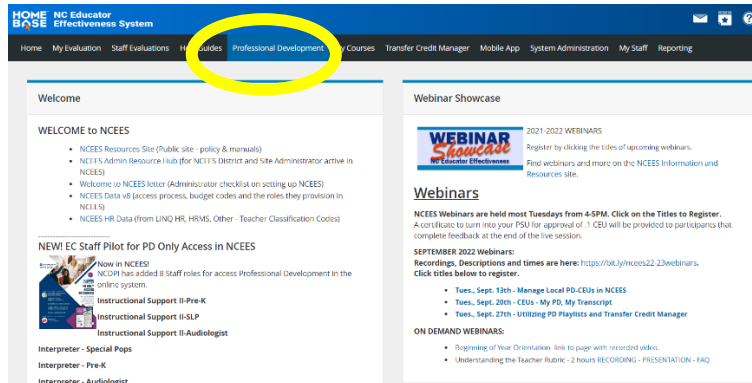


3. You will always choose the **blue uppercase P** with the words 'Unified Talent' underneath.

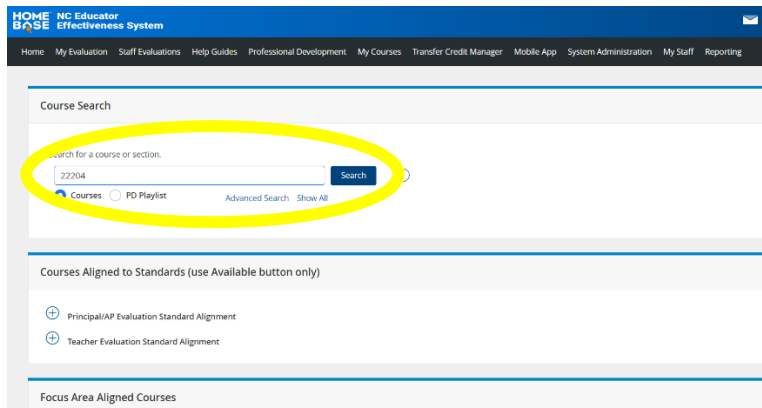


Early Educator Support Office, Access the NC Teacher Evaluation Process Modules-Part One

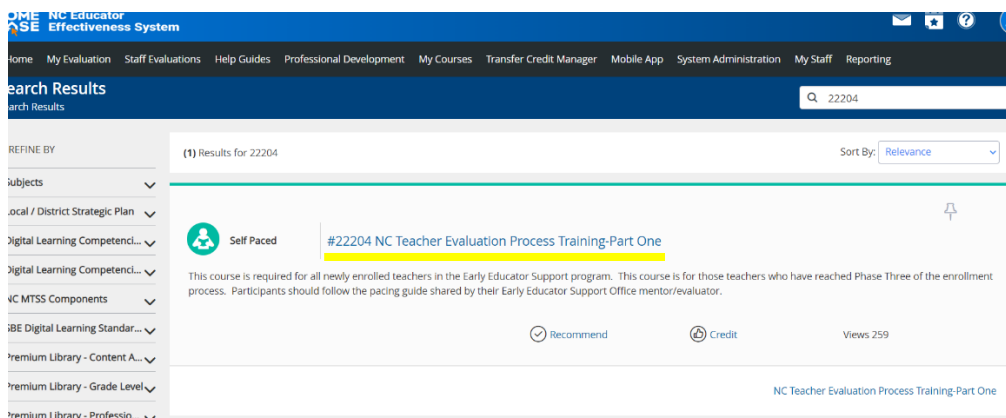
4. Once you click the **blue P**, you will be taken to the Dashboard. On the dashboard, click the heading 'Professional Development'.



5. Under professional development, a search bar will appear. Type in the Course Number, **#22204**

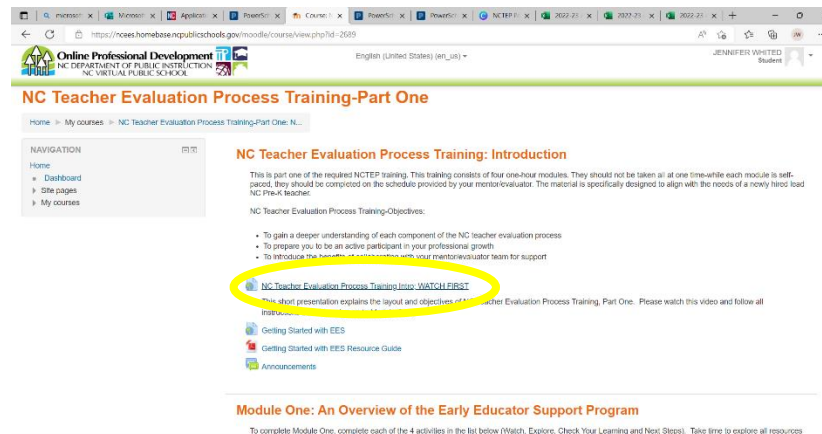


6. The course, **#22204**, NC Teacher Evaluation Process Training-Part One will appear on the screen. Click on the title and then the 'start' button to begin.



Early Educator Support Office, Access the NC Teacher Evaluation Process Modules-Part One

7. Begin the course by watching the presentation titled 'NC Teacher Evaluation Process Training Intro: WATCH FIRST. Follow all directions carefully.



Online Professional Development
NC DEPARTMENT OF PUBLIC INSTRUCTION
NC VIRTUAL PUBLIC SCHOOLS

NC Teacher Evaluation Process Training-Part One

Home > My courses > NC Teacher Evaluation Process Training-Part One, NL

NAVIGATION

- Home
- Dashboard
- Site pages
- My courses

NC Teacher Evaluation Process Training: Introduction

This is part one of the required NCTEP training. This training consists of four one-hour modules. They should not be taken all at one time while each module is self-paced, they should be completed on the schedule provided by your mentor/evaluator. The material is specifically designed to align with the needs of a newly hired NC Pre-K teacher.

NC Teacher Evaluation Process Training-Objectives:

- To gain a deeper understanding of each component of the NC teacher evaluation process
- To prepare you to be an active participant in your professional growth
- To introduce the benefits of collaboration with your mentor/evaluator team for support

NC Teacher Evaluation Process Training Intro: WATCH FIRST

This short presentation explains the layout and objectives of the NC Teacher Evaluation Process Training, Part One. Please watch this video and follow all instructions.

- Getting Started with EES
- Getting Started with EES Resource Guide
- Announcements

Module One: An Overview of the Early Educator Support Program

To complete Module One, complete each of the 4 activities in the list below (Watch, Explore, Check Your Learning and Next Steps). Take time to explore all resources.

8. WHAT'S NEXT? Your mentor/evaluator will check in to make sure you have completed Module One before coming to visit for the first time. You can reach out to them for support in accessing the modules or with any immediate questions you may have.